

Outdoor Cooler Series Thermoelectric Cooler Assembly

The AA-480-24-44 is an Air-to-Air thermoelectric cooler assembly that uses impingement flow to transfer heat. It offers dependable compact performance by cooling objects via convection. Heat is absorbed and dissipated through high density heat exchangers equipped with air ducted shrouds and brand name fans. The heat pumping action occurs from custom designed thermoelectric modules that achieve a high coefficient of performance (COP) to minimize power consumption. This model has been designed to pass rigorous Telcordia test requirements conducted by our customers such as earthquake resistance, salt, fog, wind-driven rain, high temperature exposure, and dust contaminants. This is due to the selection of world class components such as brand fans with the highest degree of environmental protection and lifetime guaranteed waterproof connectors heavy duty anodization on the high-density heat sinks overheat protection and double environmental seals for the thermoelectric modules.

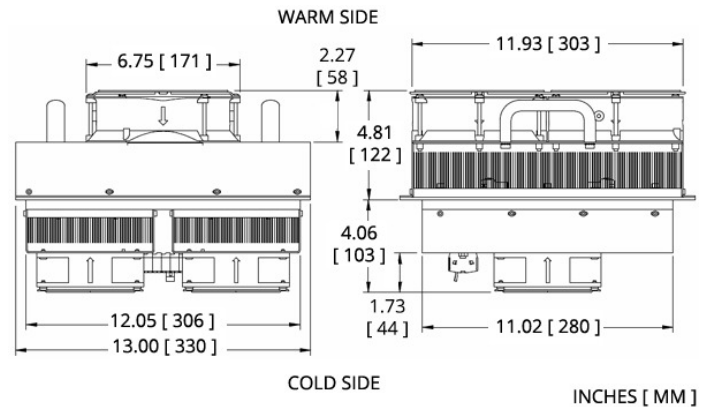


Features

- Wide operating temperature range from -40°C to +55°C
- Telcordia GR-487-CORE tested and verified by customers when integrated in telecom outdoor enclosures.
- Environmentally friendly solid-state operation
- No compressor or CFC refrigerants
- Optional bi-polar thermostatic control

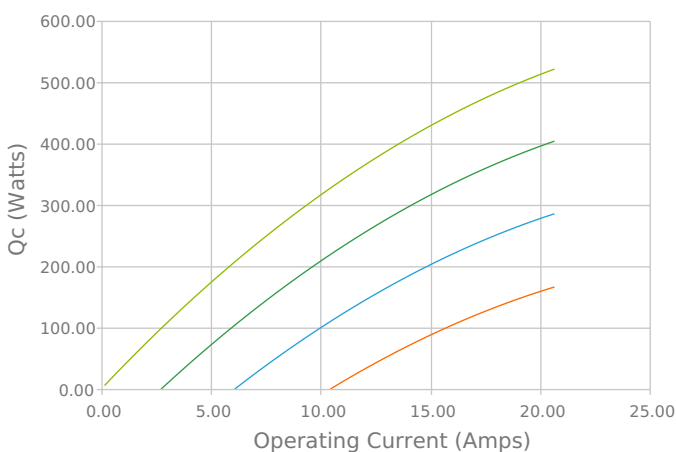
Applications

- Enclosure Cooling
- Cooling for Mobile Base Stations and Cell Towers
- Thermoelectric Cooling for Outdoor Kiosks
- Thermal Management Solutions for Beverage Cooling
- Energy Storage Systems

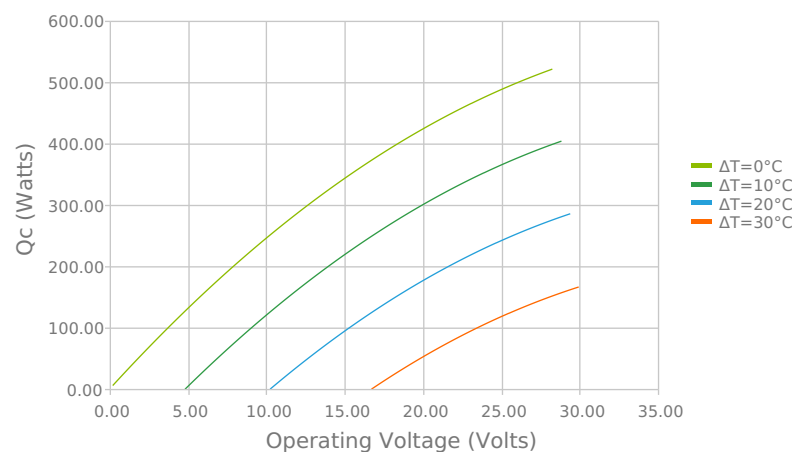


Electrical and Thermal Performance

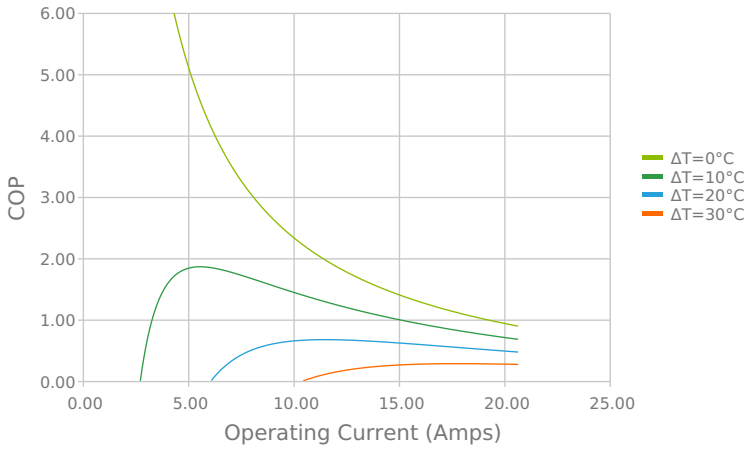
Heat Pumped at Cold Side (Q_c)
Tambient = 35°C



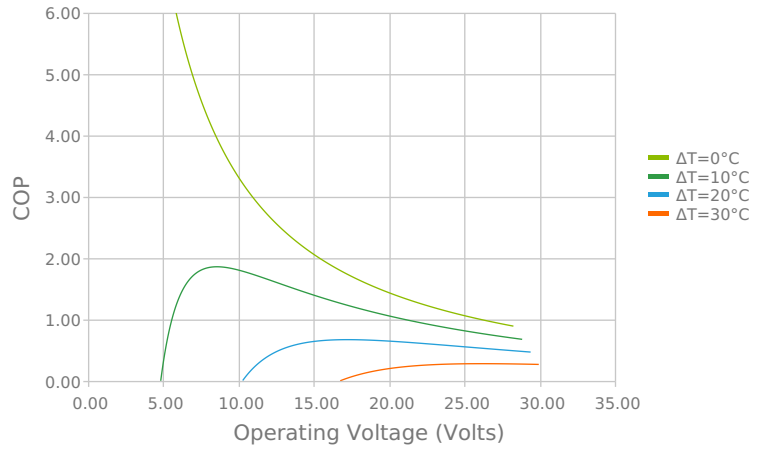
Heat Pumped at Cold Side (Q_c)
Tambient = 35°C



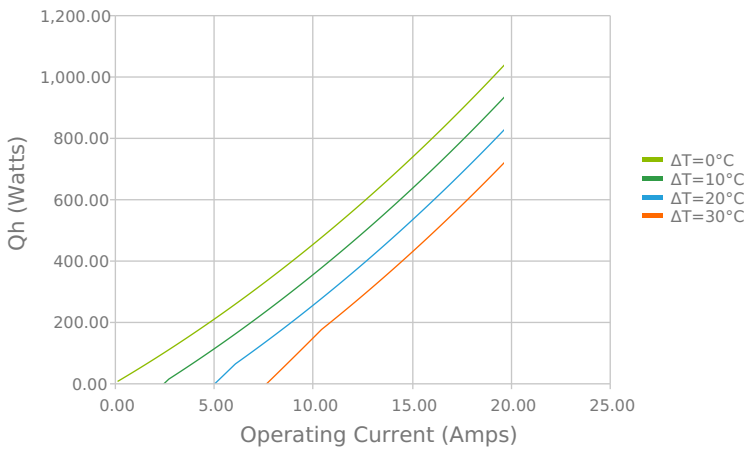
Coefficient of Performance (COP = Q_c/P_{in})
 $T_{ambient} = 35^{\circ}C$



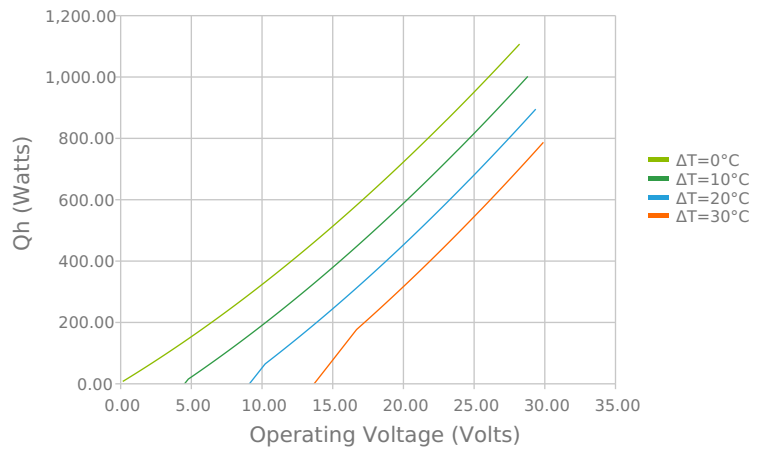
Coefficient of Performance (COP = Q_c/P_{in})
 $T_{ambient} = 35^{\circ}C$



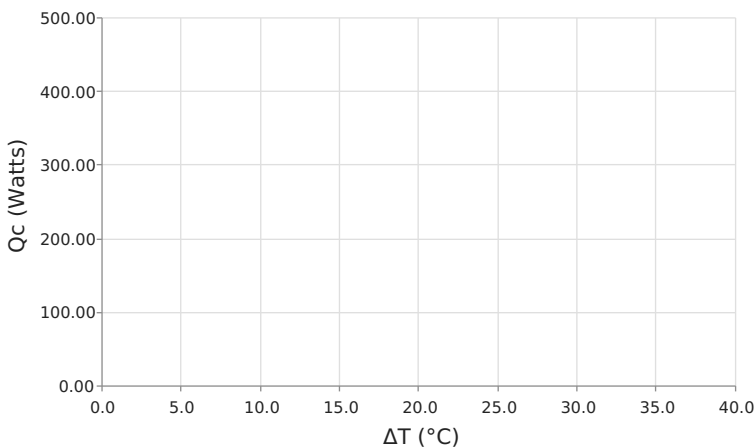
Total Heat Dissipated at Hot Side ($Q_h=Q_c+P_{in}$)
 $T_{ambient} = 35^{\circ}C$



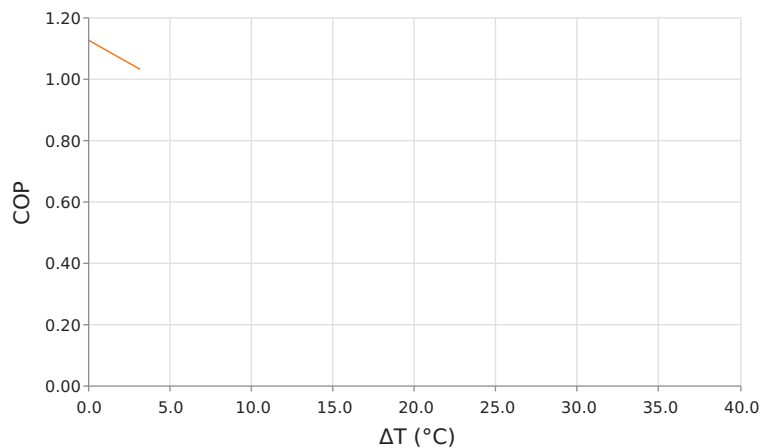
Total Heat Dissipated at Hot Side ($Q_h=Q_c+P_{in}$)
 $T_{ambient} = 35^{\circ}C$



Heat Pumped at Cold Side (Q_c)
 $V_{operating} = 24 \text{ Volts}$ | $I_{operating} = 17.63 \text{ Amps}$



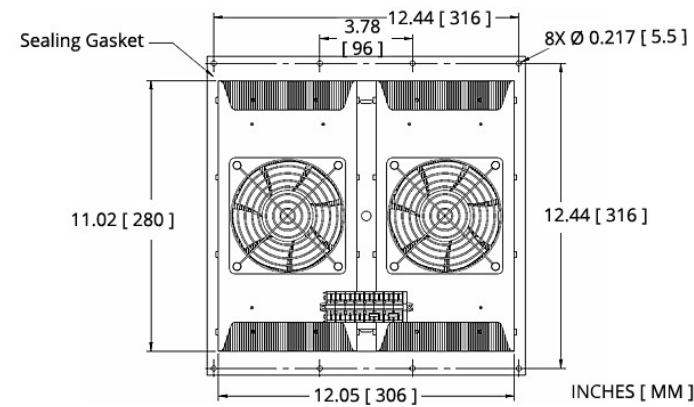
Coefficient of Performance (COP = Q_c/P_{in})
 $V_{operating} = 24 \text{ Volts}$ | $I_{operating} = 17.63 \text{ Amps}$



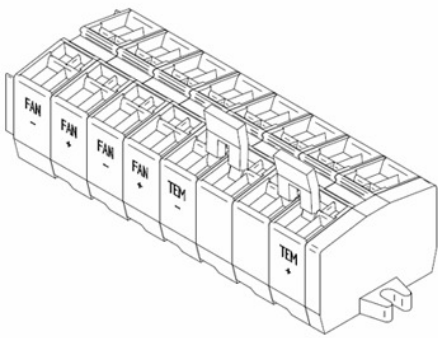
Specifications

Heat Transfer Mechanism, Cold Side	Air - Forced Convection
Heat Transfer Mechanism, Hot Side	Air - Forced Convection
Temperature Range (External Ambient) ¹	-40°C to 55°C
Temperature Range (Internal Enclosure)	-20°C to 55°C
Supply Voltage	24.0 VDC nominal / 28.0 VDC maximum
Current Draw	19.3 A running / 26.1 A startup
Power Supply	463.0 Watts
Performance Tolerance	10%
Hi-Pot Testing	707 VDC
Fan MTBF	57500 hours
Heating ²	450 W
Over-Temp Thermostat (Hot and Cold Side Heat Sink)	Optional
Sound Level (1 m distance)	65 dBA
Degree of Protection (Unit Internal Side)	IP54
Degree of Protection (Unit External Side) ³	IP68
Weight	13.20 kg
Panel Mounting	Through (From External Side)

Mounting Hole Location



Wiring Schematic



- ELECTRICAL CONNECTIONS:
- FAN -
 - FAN +
 - FAN -
 - FAN +
 - TEM -
 - TEM +

Warning: Do not reverse current or use PWM-regulation on fan supply.

Notes

- ¹Controller function shall not operate the external fan during heating mode.
- ²Heating capacity is rated at external temperature of -40°C, nominal voltage, and dT = -45°C.
- ³The highest environmental protection level NEMA 4 (IP55) requires an external shroud and is defined as the protection level for the enclosure.

Any information furnished by Tark Thermal Solutions and its agents, whether in specifications, data sheets, product catalogues or otherwise, is believed to be (but is not warranted as being) accurate and reliable, is provided for information only and does not form part of any contract with Tark Thermal Solutions. All specifications are subject to change without notice. Tark Thermal Solutions assumes no responsibility and disclaims all liability for losses or damages resulting from use of or reliance on this information. All Tark products are sold subject to the Tark Thermal Solutions Terms and Conditions of sale (including Tark's limited warranty) in effect from time to time, a copy of which will be furnished upon request.

© Copyright 2025 Tark Thermal Solutions, Inc. All rights reserved.

Revision: 00 Date: 06-01-2022

Print Date: 05-12-2025