

## Tunnel Series Thermoelectric Cooler Assembly

The DA-020-12-02 is a thermoelectric based air conditioner designed to temperature control small chambers used in analytical and medical diagnostic instruments. The unique design offers premium fans pushing air across-high density heat sinks to minimize the number of air flow paths required to operate. The design utilizes custom thermoelectric modules to maximize cooling capacity with a high coefficient of performance. Moisture resistant insulation is used to keep condensation from penetrating the thermoelectric module cavity. The unit operates on DC and is designed for an indoor lab use environment. It has a maximum  $Q_c$  of 19 Watts when  $\Delta T = 0$  and a maximum  $\Delta T$  of 42 °C at  $Q_c = 0$ .

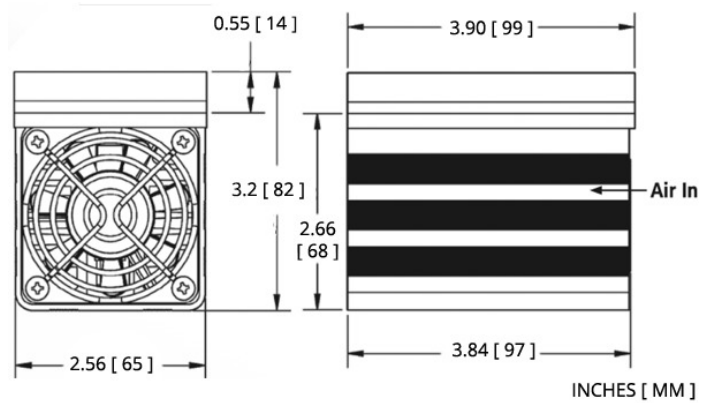


## Features

- Compact design
- Precise temperature control
- Reliable solid-state operation
- DC operation
- RoHS-compliant

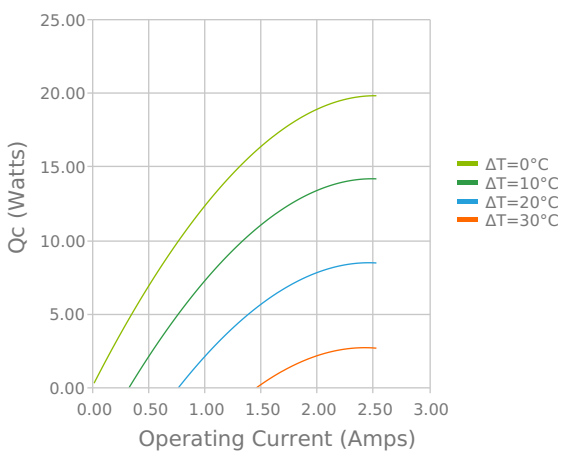
## Applications

- Thermoelectric Coolers and Assemblies for Medical Applications
- Liquid Cooling Options for PET and SPECT Scanners
- Peltier Cooling for Refrigerated Centrifuges
- High-Performance Liquid Chromatography (HPLC)
- Thermal Management Solutions for Beverage Cooling
- Heating and Cooling for Liquid Chromatography Systems

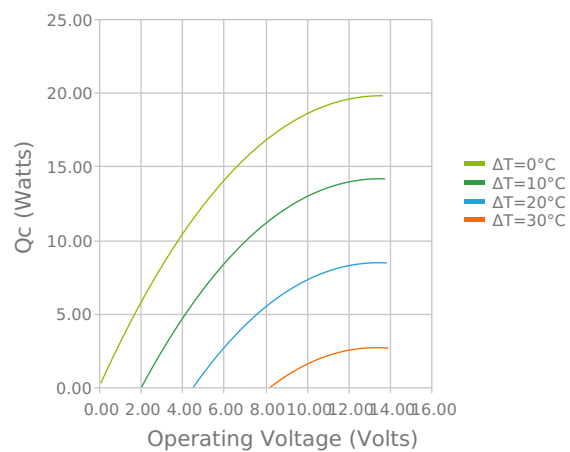


## Electrical and Thermal Performance

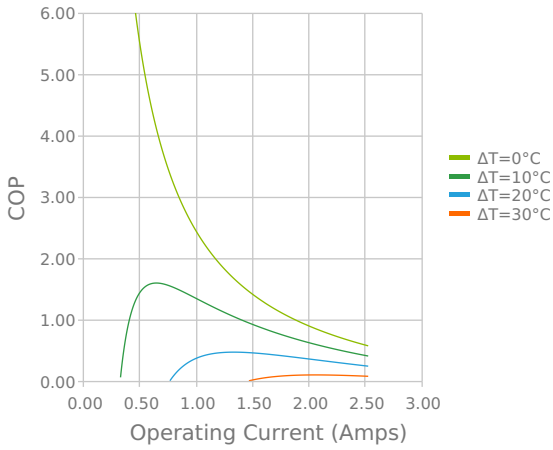
Heat Pumped at Cold Side ( $Q_c$ )  
Tambient = 35°C



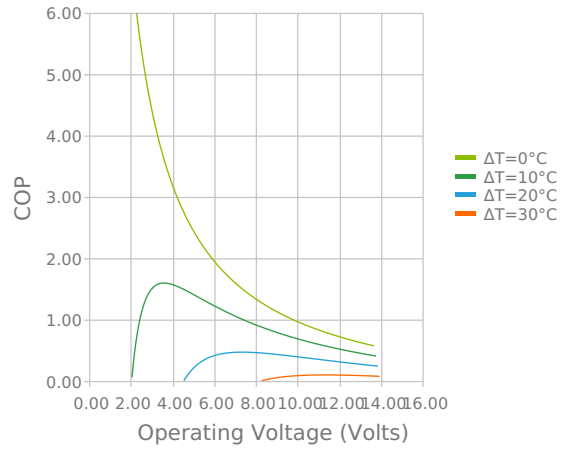
Heat Pumped at Cold Side ( $Q_c$ )  
Tambient = 35°C



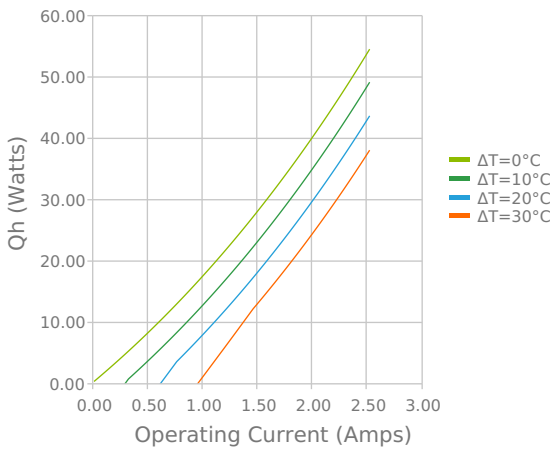
Coefficient of Performance (COP =  $Q_c/P_{in}$ )  
 $T_{ambient} = 35^{\circ}C$



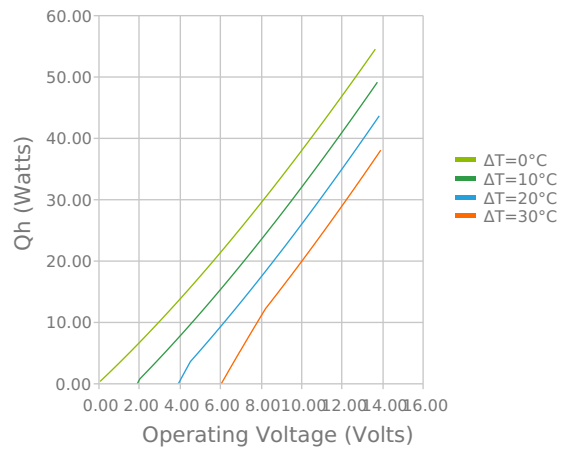
Coefficient of Performance (COP =  $Q_c/P_{in}$ )  
 $T_{ambient} = 35^{\circ}C$



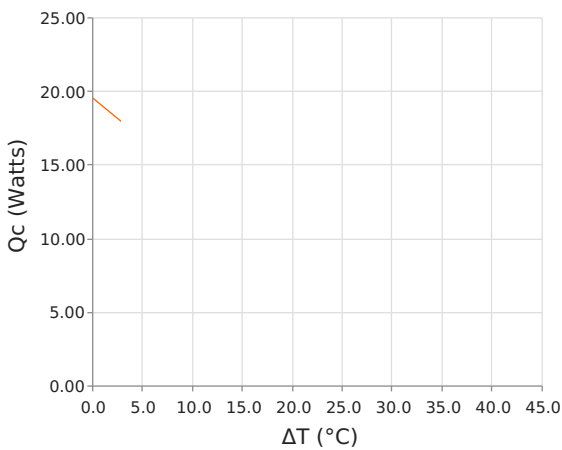
Total Heat Dissipated at Hot Side ( $Q_h = Q_c + P_{in}$ )  
 $T_{ambient} = 35^{\circ}C$



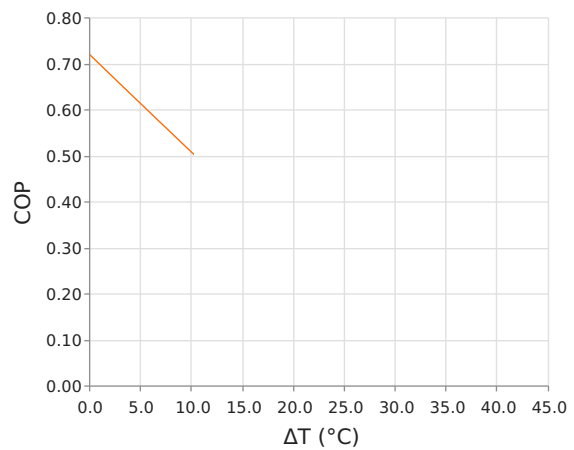
Total Heat Dissipated at Hot Side ( $Q_h = Q_c + P_{in}$ )  
 $T_{ambient} = 35^{\circ}C$



Heat Pumped at Cold Side ( $Q_c$ )  
 $V_{operating} = 12 \text{ Volts}$  |  $I_{operating} = 2.26 \text{ Amps}$



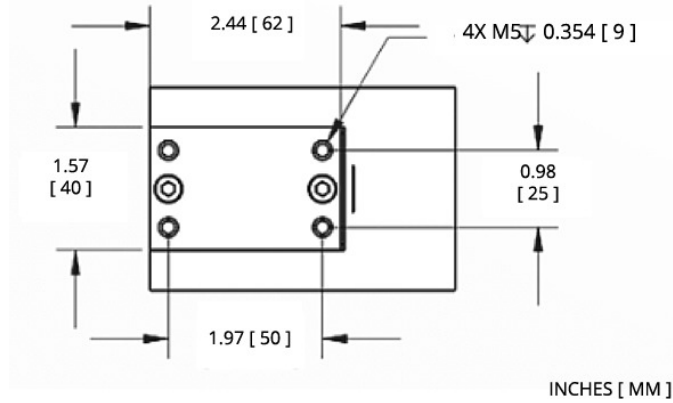
Coefficient of Performance (COP =  $Q_c/P_{in}$ )  
 $V_{operating} = 12 \text{ Volts}$  |  $I_{operating} = 2.26 \text{ Amps}$



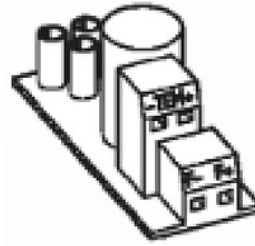
Specifications

Heat Transfer Mechanism, Cold Side	Direct - Conduction
Heat Transfer Mechanism, Hot Side	Air - Forced Convection
Operating Temperature Range	-10°C to 44°C
Supply Voltage	12.0 VDC nominal / 14.7 VDC maximum
Current Draw	2.7 A running / 3.2 A startup
Power Supply	33.0 Watts
Performance Tolerance	10%
Hi-Pot Testing	No Testing
Fan MTBF	40000 hours
Weight	0.56 kg
Panel Mounting	Flush Mount

## Mounting Hole Location



## Wiring Schematic



### Electrical connections:

"TEM+": + TEM

"TEM-": - TEM

"F+": + Fan(s)

"F-": - Fan(s)

## Notes

<sup>1</sup>For indoor use only

Any information furnished by Tark Thermal Solutions and its agents, whether in specifications, data sheets, product catalogues or otherwise, is believed to be (but is not warranted as being) accurate and reliable, is provided for information only and does not form part of any contract with Tark Thermal Solutions. All specifications are subject to change without notice. Tark Thermal Solutions assumes no responsibility and disclaims all liability for losses or damages resulting from use of or reliance on this information. All Tark products are sold subject to the Tark Thermal Solutions Terms and Conditions of sale (including Tark's limited warranty) in effect from time to time, a copy of which will be furnished upon request.

© Copyright 2025 Tark Thermal Solutions, Inc. All rights reserved.

Revision: 00 Date: 06-01-2022

Print Date: 05-12-2025