

**SuperCool Series Thermoelectric Cooler Assembly**

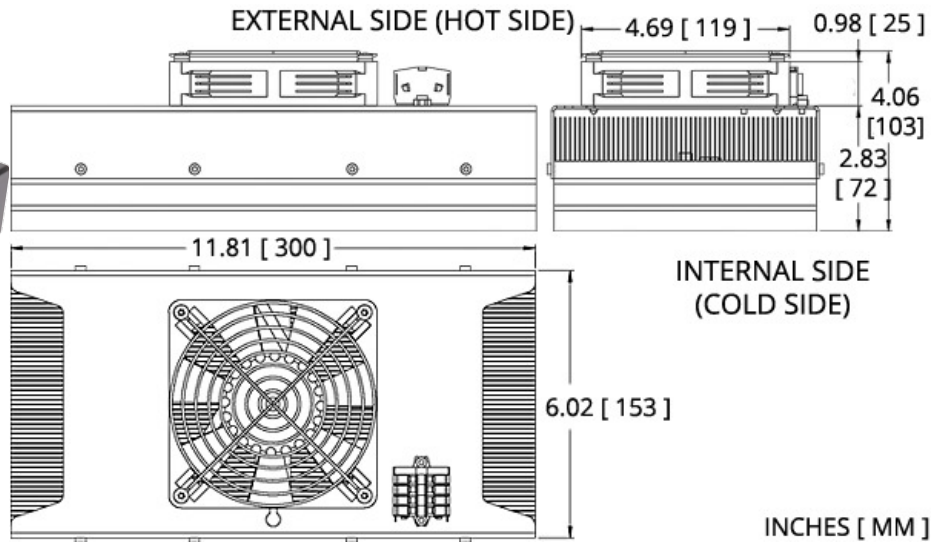
The SDA-195-24-02 Direct-to-Air thermoelectric cooler assembly is a high performance thermoelectric based heat pump. It is designed to temperature control small chambers used in medical diagnostics or sample storage compartments in analytical instrumentation. This unique, **patented** design offers a high performance hot side heat dissipation mechanism that convects heat more efficiently than conventional heat exchanger technologies. The design utilizes custom thermoelectric modules to maximize cooling capacity and premium grade fans to reduce noise. Moisture resistant insulation is used to keep condensation from penetrating into the thermoelectric module cavity. This unit operates at 24 VDC and is designed for indoor lab use environment. It has a maximum Qc of 193 Watts when  $\Delta T = 0$  and a maximum  $\Delta T$  of 39 °C at Qc = 0.  
**US Patent US2016/0255746 A1**

**Features**

- High performance
- Compact form factor
- Reliable solid-state operation
- RoHS-compliant

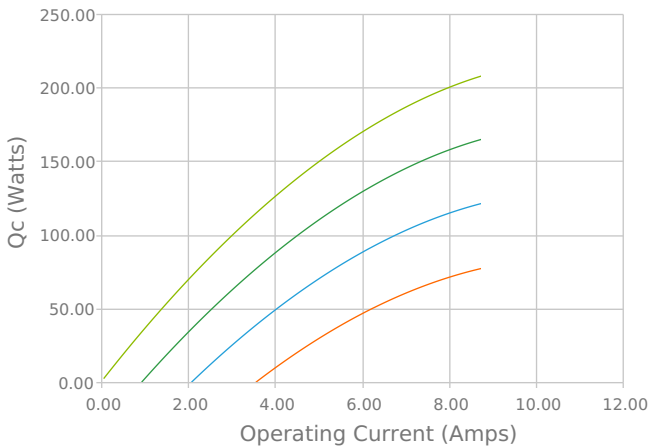
**Applications**

- Liquid Cooling Options for PET and SPECT Scanners
- Peltier Cooling for Refrigerated Centrifuges
- Heating and Cooling of Incubator Chambers
- Thermal Management Solutions for Beverage Cooling

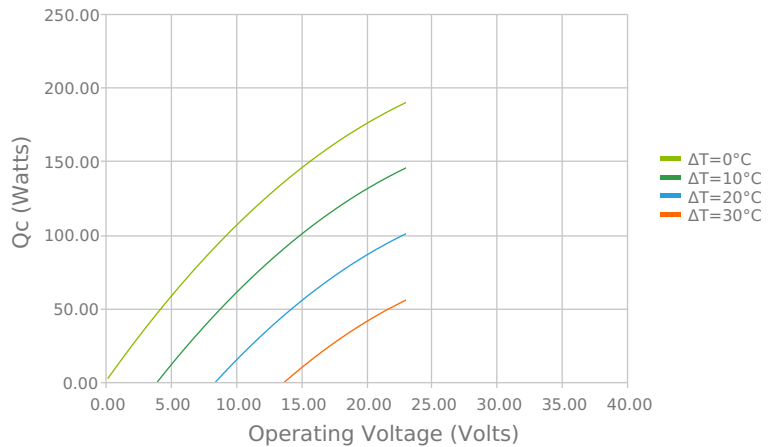


**ELECTRICAL AND THERMAL PERFORMANCE**

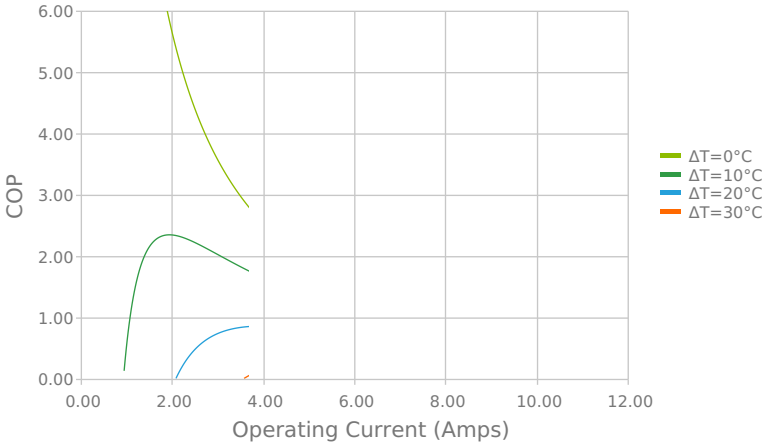
Heat Pumped at Cold Side (Qc)  
Tambient = 35°C | Tcontrol = 20°C



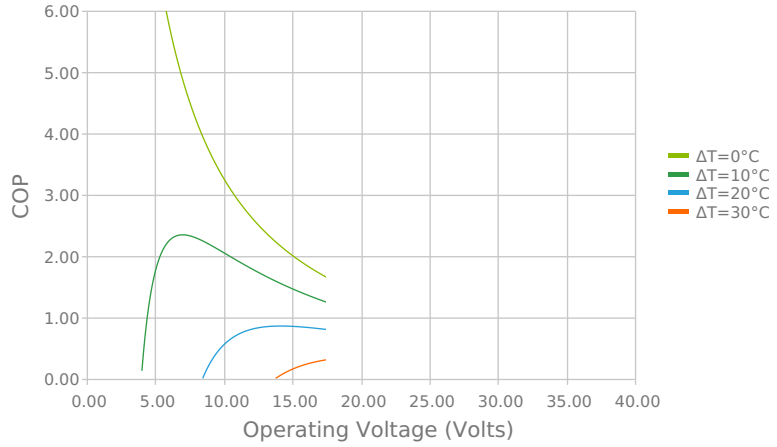
Heat Pumped at Cold Side (Qc)  
Tambient = 35°C | Tcontrol = 20°C



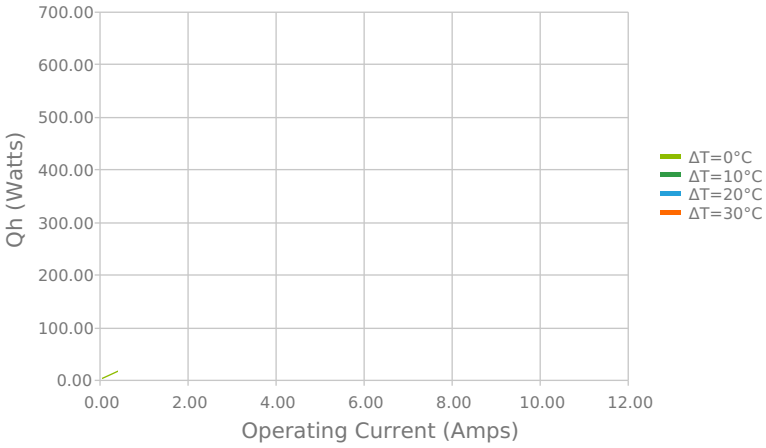
Coefficient of Performance (COP = Qc/Pin)  
 Tambient = 35°C | Tcontrol = 20°C



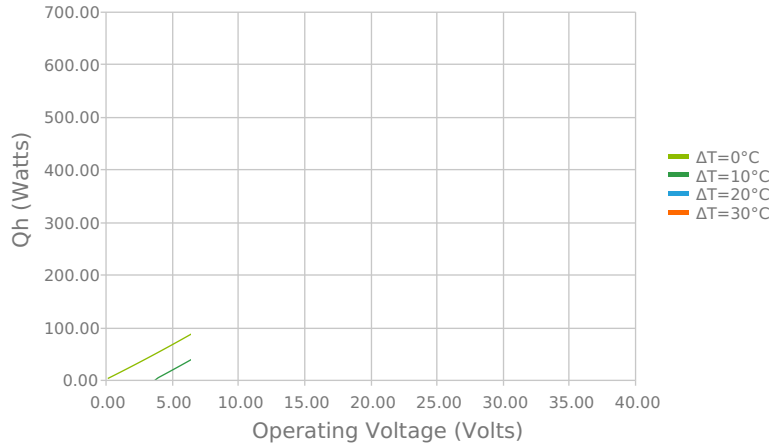
Coefficient of Performance (COP = Qc/Pin)  
 Tambient = 35°C | Tcontrol = 20°C



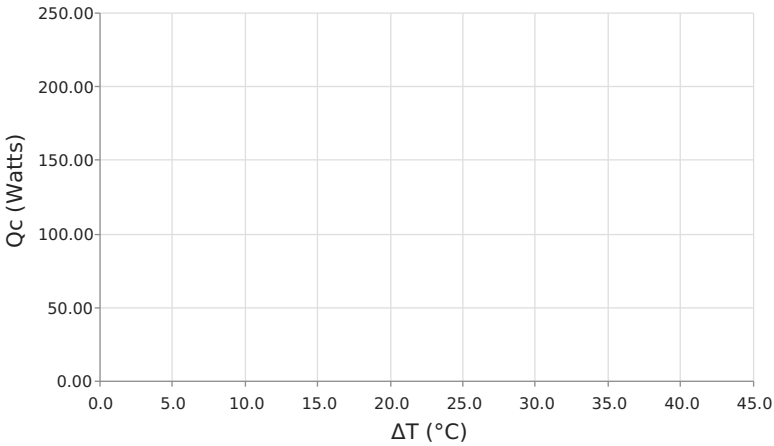
Total Heat Dissipated at Hot Side (Qh=Qc+Pin)  
 Tambient = 35°C | Tcontrol = 20°C



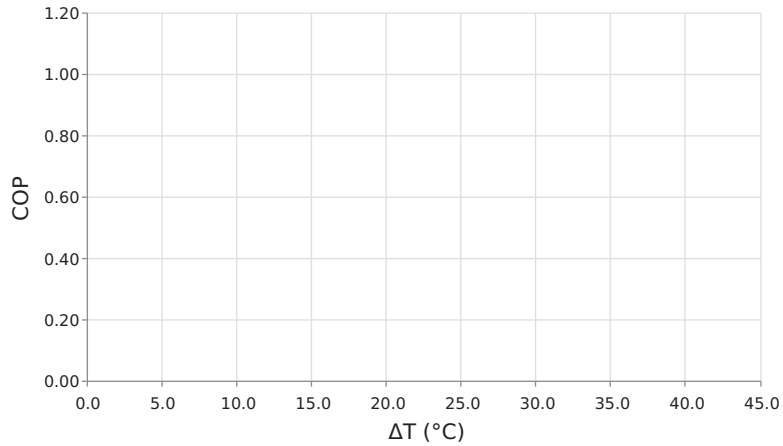
Total Heat Dissipated at Hot Side (Qh=Qc+Pin)  
 Tambient = 35°C | Tcontrol = 20°C



Heat Pumped at Cold Side (Qc)  
 Voperating = 24.05 Volts | Ioperating = 7.51 Amps



Coefficient of Performance (COP = Qc/Pin)  
 Voperating = 24.05 Volts | Ioperating = 7.51 Amps



**SPECIFICATIONS**

**Operating Temperature Range**

**Supply Voltage**

**Current Draw**

**Power Supply**

**Performance Tolerance**

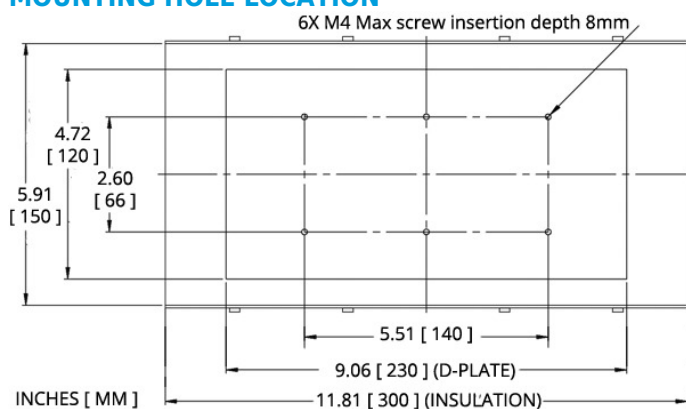
**Fan MTBF**

**Sound Level (1 m distance)**


**Weight**

|                                     |
|-------------------------------------|
| -20°C to 60°C                       |
| 24.0 VDC nominal / 28.0 VDC maximum |
| 7.4 A running / 8.6 A startup       |
| 206.0 Watts                         |
| 10%                                 |
| 50,000 hours                        |
| 63 dBA                              |
| 4.10 kg                             |

**MOUNTING HOLE LOCATION**



**WIRING SCHEMATIC**



**Warning:** Do not reverse current or use PWM on fan supply.

**NOTES**

<sup>1</sup>For indoor use only

<sup>2</sup>Units are generally maintenance free, however occasionally it is recommended to clean the heat sinks and fans of debris. This is best done with compressed air.

Any information furnished by Laird and its agents, whether in specifications, data sheets, product catalogues or otherwise, is believed to be (but is not warranted as being) accurate and reliable, is provided for information only and does not form part of any contract with Laird. All specifications are subject to change without notice. Laird assumes no responsibility and disclaims all liability for losses or damages resulting from use of or reliance on this information. All Laird products are sold subject to the Laird Terms and Conditions of sale (including Laird's limited warranty) in effect from time to time, a copy of which will be furnished upon request.

© Copyright 2019-2021 Laird Thermal Systems, Inc. All rights reserved. Laird™, the Laird Ring Logo, and Laird Thermal Systems™ are trademarks or registered trademarks of Laird Limited or its subsidiaries.

Date: 06/04/2021