

MRC Series Thermoelectric Cooler Assembly

The MRC150-DH2-DV is a bench top re-circulating chiller that offers dependable, compact performance by controlling the temperature of a coolant in a liquid circuit. The coolant is re-circulated using a pump with high MTBF. Heat from coolant is absorbed by a heat exchanger and dissipated thru high density heat sinks equipped with brand name fans. The thermoelectric modules are custom designed to achieve long life operation. The unit is regulated with an easy to use digital temperature controller with push button interface. The controller can control temperature of liquid circuit at outlet from -12°C to 40°C. The unit is housed inside an a sheet metal casing, operates on universal input 115/230 VAC and is UL/IEC rated. Custom configurations are available, however, MOQ applies.

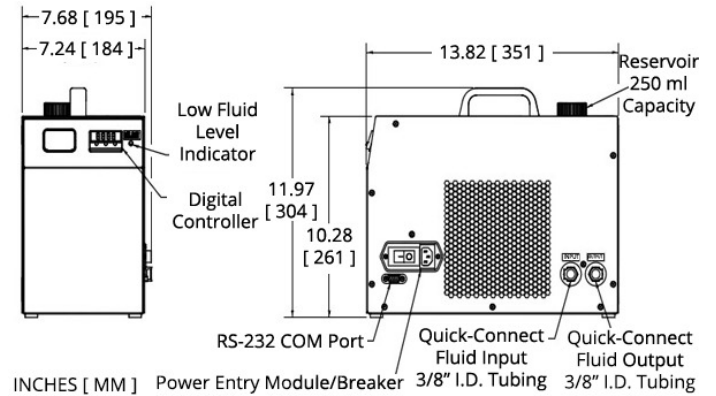


Features

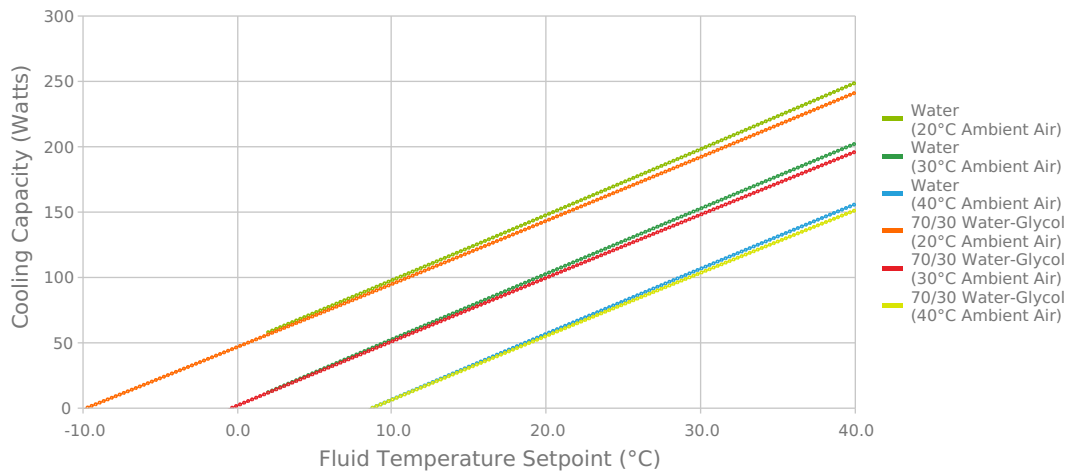
- Compact design
- Precise temperature control
- Reliable solid-state operation
- Low noise
- RoHS-compliant

Applications

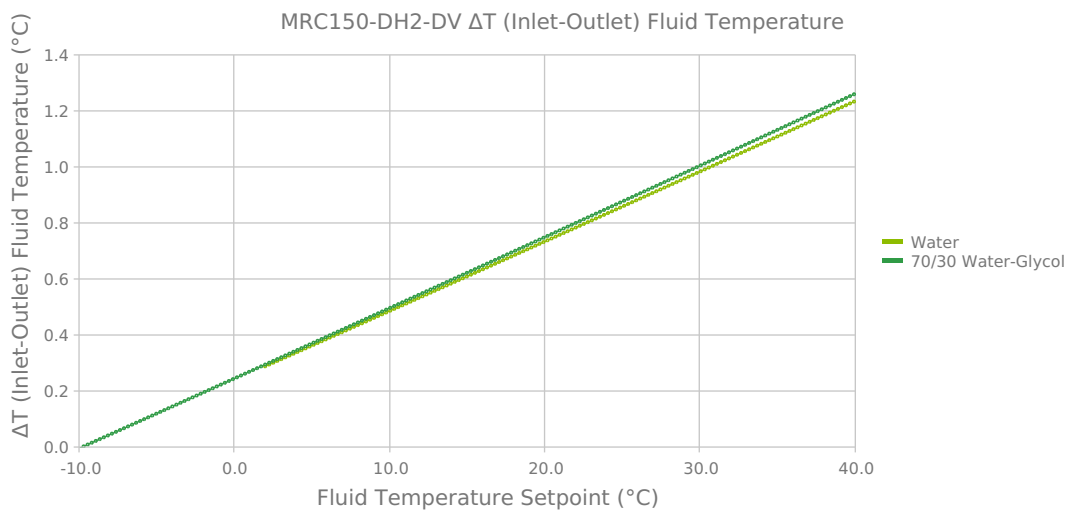
- Analytical Instrumentation
- Industrial Laser Cooling



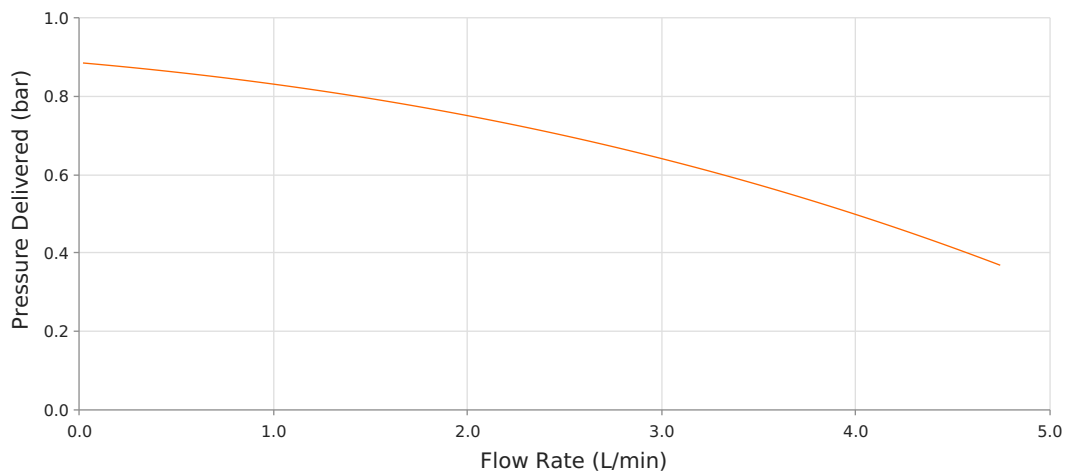
MRC150-DH2-DV Cooling Capacity (Qc)



MRC150-DH2-DV ΔT (Inlet-Outlet) Fluid Temperature



MRC150-DH2-DV - Pump Capacity



Specifications

| | |
|--|-----------------------|
| Operating Environment Temperature Range | 4°C to 45°C |
| Control Temperature Range (Water) | 2°C to 40°C |
| Control Temperature Range (70/30 Water/Glycol) | -12°C to 40°C |
| Controller Accuracy | ±0.16°C |
| Supply Voltage | 115 VAC to 230 VAC |
| Current 115 VAC (230 VAC) | 4.7 Amps (2.4 Amps) |
| Power Supply | 294.0 Watts |
| Frequency | 50/60 Hz |
| Performance Tolerance | 10% |
| Fluid Capacity | 250 mL |
| Maximum Flow Rate | 2.9 L/min |
| Weight | 10.90 kg |

Notes

| |
|--|
| ¹ Use distilled water as coolant for control temperatures above 5°C |
| ² To prevent freezing, use coolant with 70/30 distilled water/ethylene glycol |
| ³ Unit comes with a 115 VAC North American cord and a 230 VAC European cord |
| ⁴ UL Rating: UL61010 – 1/IEC61010-1 |

Any information furnished by Tark Thermal Solutions and its agents, whether in specifications, data sheets, product catalogues or otherwise, is believed to be (but is not warranted as being) accurate and reliable, is provided for information only and does not form part of any contract with Tark Thermal Solutions. All specifications are subject to change without notice. Tark Thermal Solutions assumes no responsibility and disclaims all liability for losses or damages resulting from use of or reliance on this information. All Tark products are sold subject to the Tark Thermal Solutions Terms and Conditions of sale (including Tark’s limited warranty) in effect from time to time, a copy of which will be furnished upon request.

© Copyright 2025 Tark Thermal Solutions, Inc. All rights reserved.

Revision: 00 Date: 06-08-2023

Print Date: 05-29-2025