

## OptoTEC™ OTX Series Thermoelectric Cooler

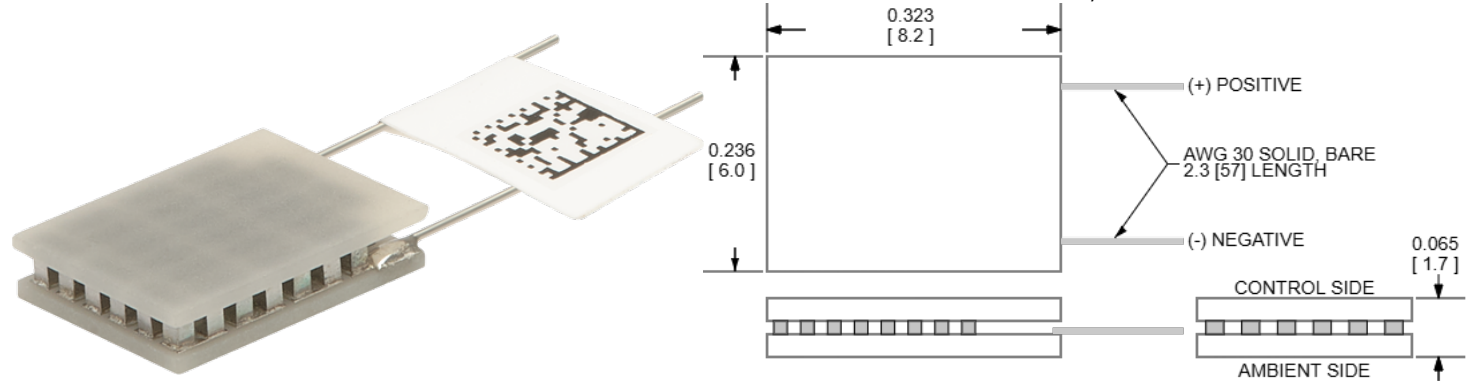
The OTX19-23-F1N-0608-11-W2.25 is a high-performance, miniature thermoelectric cooler. The OTX19-23-F1N-0608-11-W2.25 is primarily used in applications to stabilize the temperature of sensitive optical components in the telecom and photonics industries. It has a maximum  $Q_c$  of 3.1 Watts when  $\Delta T = 0$  and a maximum  $\Delta T$  of 72.9 °C at  $Q_c = 0$ .

### Features

- Miniature footprint
- Precise temperature control
- Reliable solid-state operation
- No sound or vibration
- RoHS-compliant

### Applications

- Laser Diodes
- Optical Transceivers
- Lidar Sensors
- Infrared Range (IR) Sensors
- CMOS Sensors
- Autonomous Systems
- Machine Vision
- Security Cameras



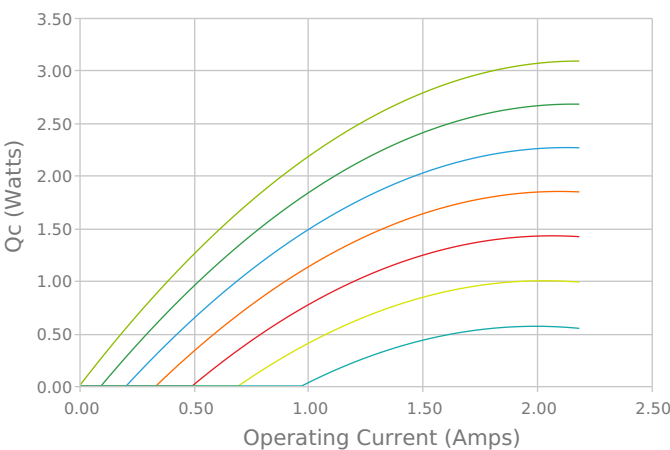
CERAMIC MATERIAL: AlN  
SOLDER CONSTRUCTION: 232°C, SbSn

INCHES [ MM ]

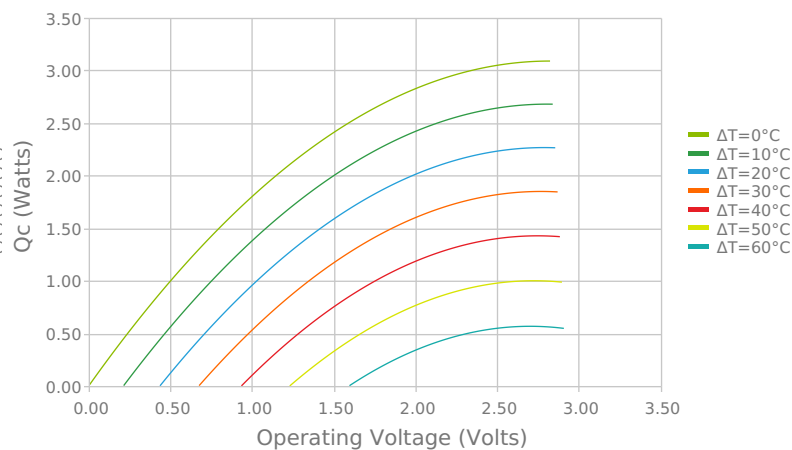
## Electrical and Thermal Performance

For maximum performance, be sure to orient the CONTROL side of the TEC against the application to be managed and the AMBIENT side against the heat sink or other heat rejection method. The CONTROL side is always opposite the side with lead attachments. Lead attachment is a passive heat loss and less impactful if located on the side that attaches to the heat exchanger.

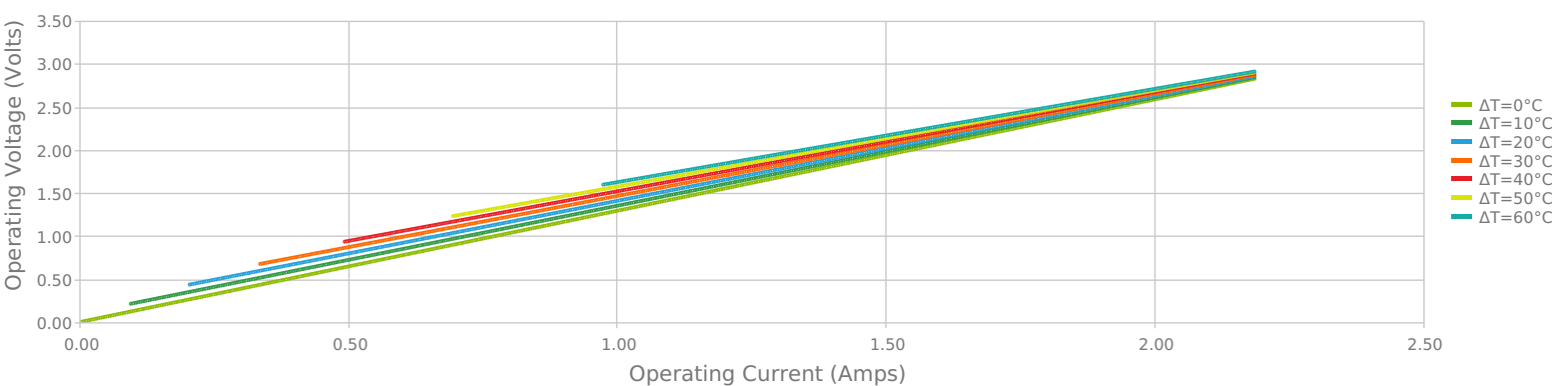
Heat Pumped at Cold Side  
 $T_{hot} = 27\text{ °C}$



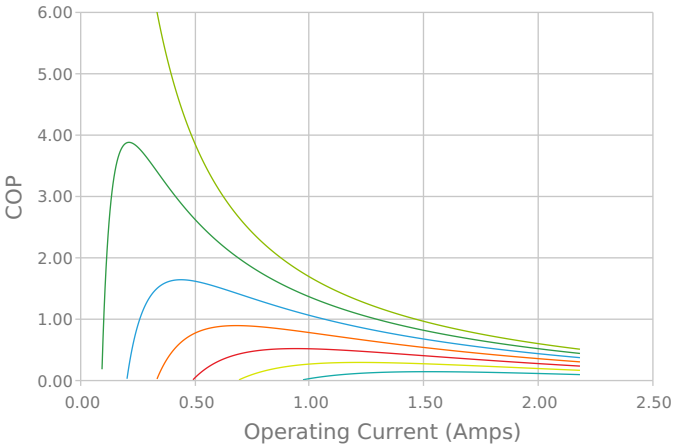
Heat Pumped at Cold Side  
 $T_{hot} = 27\text{ °C}$



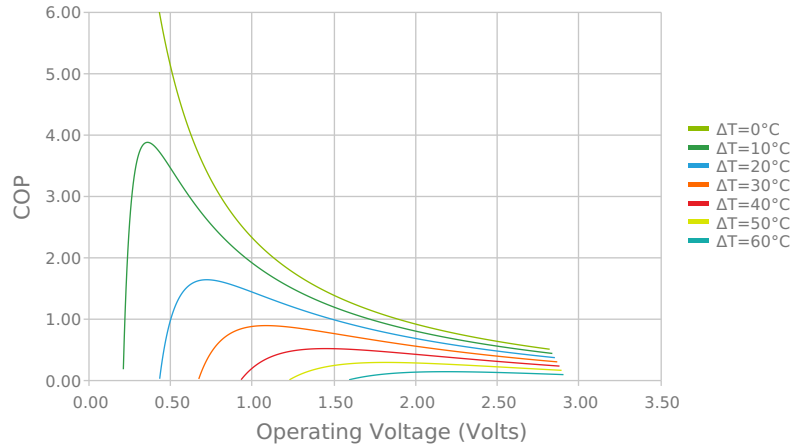
Current vs Voltage (I vs V)  
 $T_{hot} = 27\text{ °C}$



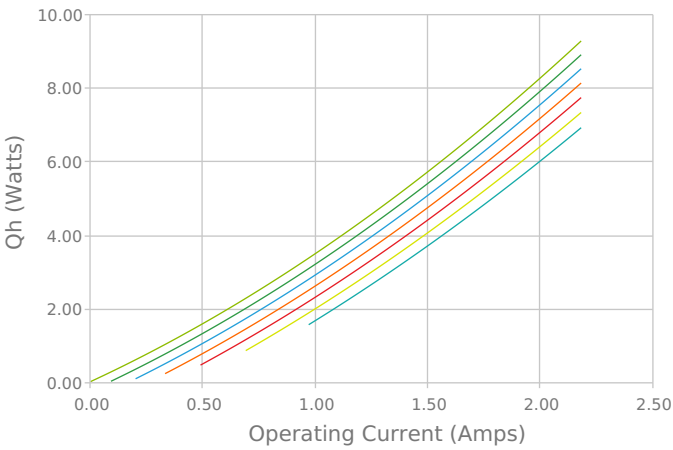
Coefficient of Performance (COP =  $Q_c/P_{in}$ )  
 $T_{hot} = 27^\circ\text{C}$



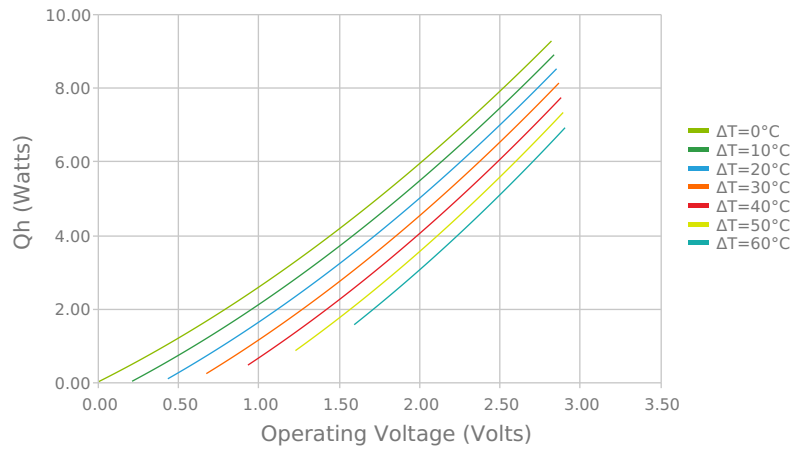
Coefficient of Performance (COP =  $Q_c/P_{in}$ )  
 $T_{hot} = 27^\circ\text{C}$



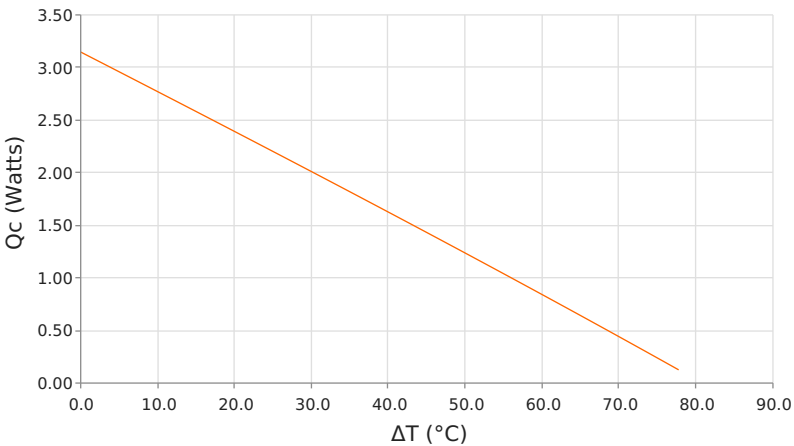
Total Heat Dissipated at Hot Side ( $Q_h=Q_c+P_{in}$ )  
 $T_{hot} = 27^\circ\text{C}$



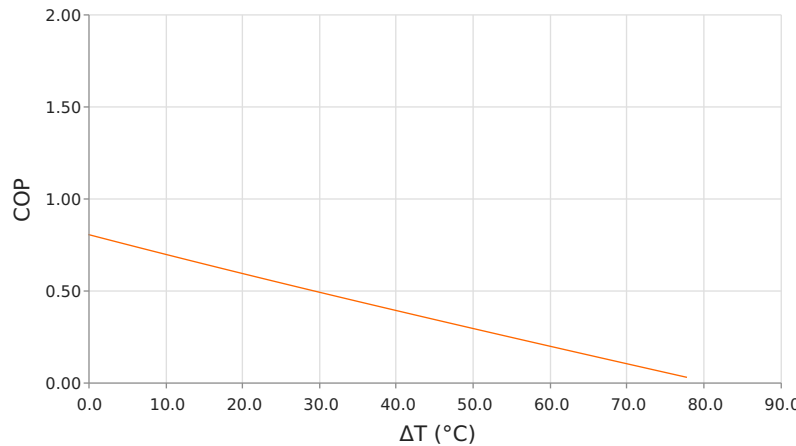
Total Heat Dissipated at Hot Side ( $Q_h=Q_c+P_{in}$ )  
 $T_{hot} = 27^\circ\text{C}$



Heat Pumped at Cold Side ( $Q_c$ )  
 $T_{hot} = 50^\circ\text{C}$  | operating = 1.6 Amps



Coefficient of Performance (COP =  $Q_c/P_{in}$ )  
 $T_{hot} = 50^\circ\text{C}$  | operating = 1.6 Amps



Specifications

Hot Side Temperature	27.0 °C	50.0 °C	80.0 °C
Qcmax (ΔT = 0)	3.1 Watts	3.3 Watts	3.6 Watts
ΔTmax (Qc = 0)	72.9°C	81.8°C	92.1°C
Imax (I @ ΔTmax)	1.9 Amps	1.9 Amps	1.8 Amps
Vmax (V @ ΔTmax)	2.7 Volts	3.0 Volts	3.4 Volts
Module Resistance	1.29 Ohms	1.45 Ohms	1.66 Ohms
Max Operating Temperature	120 °C		
Weight	1.0 gram(s)		

Finishing Options

Suffix	Thickness	Flatness / Parallelism	Hot Face	Cold Face	Lead Length
11	1.651 ±0.127 mm 0.065 ± 0.0050 in	0.051 mm / 0.051 mm 0.002 in / 0.002 in	Lapped	Lapped	50.8 mm 2.00 in

Sealing Options

Suffix	Sealant	Color	Temp Range	Description
	None			No sealing specified

Notes

Max operating temperature: 120°C  
Do not exceed Imax or Vmax when operating module  
Reference assembly guidelines for recommended installation  
Solder tinning also available on metallized ceramics

Any information furnished by Tark Thermal Solutions and its agents, whether in specifications, data sheets, product catalogues or otherwise, is believed to be (but is not warranted as being) accurate and reliable, is provided for information only and does not form part of any contract with Tark Thermal Solutions. All specifications are subject to change without notice. Tark Thermal Solutions assumes no responsibility and disclaims all liability for losses or damages resulting from use of or reliance on this information. All Tark products are sold subject to the Tark Thermal Solutions Terms and Conditions of sale (including Tark’s limited warranty) in effect from time to time, a copy of which will be furnished upon request.

© Copyright 2025 Tark Thermal Solutions, Inc. All rights reserved. aries.

OptoTEC™ is a trademark of Tark Thermal Solutions, Inc. All other marks are owned by their respective owners.

Revision: 00 Date: 06-01-2022

Print Date: 05-13-2025