


# FPR 2-1617 1623 2614

# FPR 4-3316

Precision Shunt Resistors



- Resistances from 0.001Ohm to 100Ohms
- Power Rating to 2Watt
- Resistance Tolerances to  $\pm 0.1\%$
- TCR to  $\pm 15\text{ppm}/^\circ\text{C}$
- Load Stability to 0.1%

## SPECIFICATIONS

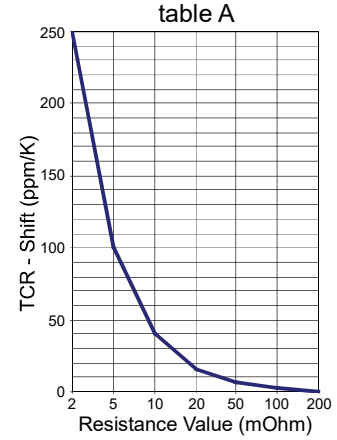
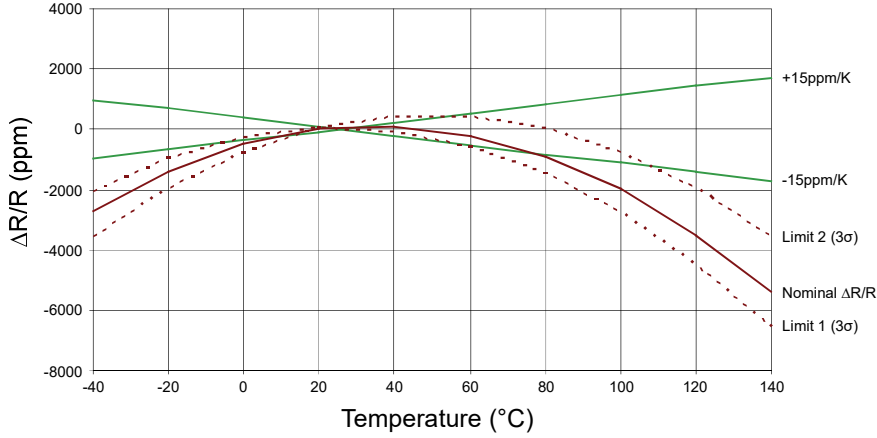
Type	FPR 2-1617	FPR 2-1623	FPR 2-2614	FPR 4-3316
Resistance Range	0.01 to 20 Ohms		0.01 to 100 Ohms	0.001 to 100 Ohms
Power rating (70°C)	1 W	2 W		
Tolerances from 0.001 Ohms from 0.005 Ohms from 0.01 Ohms from 0.02 Ohms from 1.0 Ohms	0.5% / 1% / 2% / 5% 0.25% / 0.5% / 1% / 2% / 5% 0.1% / 0.25% / 0.5% / 1% / 2% / 5%			1% / 2% 0.5% / 1% / 2% 0.25% / 0.5% / 1% 0.1% / 0.25% / 0.5%
Stability	0.1% / 0.2% / 0.5% (depends on stress)			
Temperature Coefficient	50ppm/K (20 to 60°C) other specifications may be available upon request			
Insulation Resistance	> 10 GOhm			
Thermal EMF	< 0.1 $\mu\text{V}/\text{K}$			
Operating Temperature Range	-40 to 130°C			
Resistor Material	CuNiMn-Foil			
Substrate	anodized aluminium			
Housing	Epoxy sintered			
Connector Material	Cu tinned			
Terminals	2			4

## Ordering Information

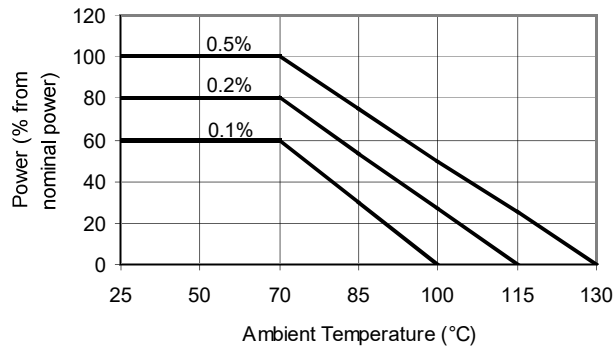
Part Description: Part Type - Resistance - Contact - Tolerance  
 FPR 4-3316 0.01 Ohms A 1.0%

**SPECIFICATIONS (continued)**

**Temperature Coefficient**

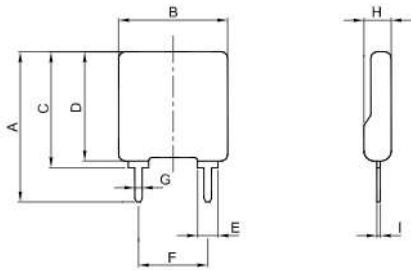


**Derating**



**Dimensions**

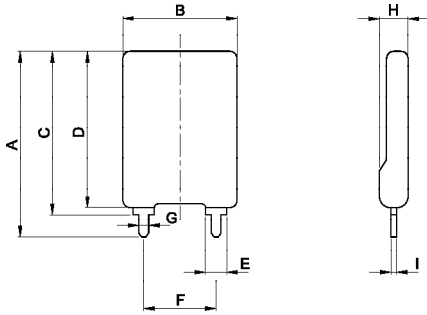
**FPR 2-1617**



Dimension	mm	tol. (±mm)	inches	tol. (±inches)
A	22.00	0.2	0.87	0.008
B	16.00	0.2	0.63	0.008
C	17.00	0.2	0.67	0.008
D	16.00	0.2	0.63	0.008
E	3.00	0.1	0.12	0.004
F	10.16	0.2	0.40	0.008
G(A-Contact)	1.50	0.1	0.06	0.004
G(K-Contact)	1.10	0.1	0.04	0.004
H	2.80 - 4.00	0.2	0.11 - 0.16	0.008
I (A-Contact)	0.80	0.1	0.03	0.004
I (K-Contact)	0.50	0.1	0.02	0.004

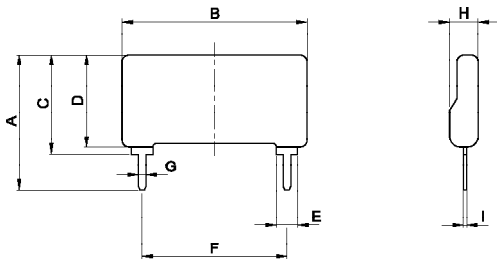
**SPECIFICATIONS** (continued)

FPR 2-1623



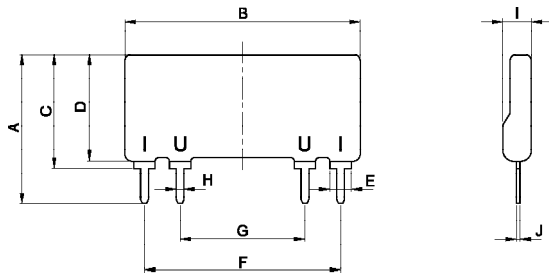
Dimension	mm	tol. (±mm)	inches	tol. (±inches)
A	26.10	0.2	1.03	0.008
B	16.00	0.2	0.63	0.008
C	23.00	0.2	0.91	0.008
D	22.00	0.2	0.87	0.008
E	3.00	0.1	0.12	0.004
F	10.16	0.2	0.40	0.008
G(B-Contact)	1.40	0.1	0.06	0.004
H	2.80 - 4.00	0.2	0.11 - 0.16	0.008
I (B-Contact)	0.80	0.1	0.03	0.004

FPR 2-2614



Dimension	mm	tol. (±mm)	inches	tol. (±inches)
A	19.00	0.2	0.75	0.008
B	26.00	0.2	1.02	0.008
C	14.00	0.2	0.55	0.008
D	13.00	0.2	0.51	0.008
E	3.00	0.1	0.12	0.004
F	20.32	0.2	0.80	0.008
G(A-Contact)	1.50	0.1	0.06	0.004
G(K-Contact)	1.10	0.1	0.04	0.004
H	2.80 - 4.00	0.2	0.11 - 0.16	0.008
I (A-Contact)	0.80	0.1	0.03	0.004
I (K-Contact)	0.50	0.1	0.02	0.004

FPR 4-3316



Dimension	mm	tol. (±mm)	inches	tol. (±inches)
A	21.00	0.2	0.83	0.008
B	33.00	0.2	1.30	0.008
C	16.00	0.2	0.63	0.008
D	15.00	0.2	0.59	0.008
E	3.00	0.1	0.12	0.004
F	27.50	0.2	1.08	0.008
G	17.50	0.2	0.69	0.008
H(A-Contact)	1.50	0.1	0.06	0.004
H(K-Contact)	1.10	0.1	0.04	0.004
I	2.80 - 4.00	0.2	0.11 - 0.16	0.008
J(A-Contact)	0.80	0.1	0.03	0.004
J(K-Contact)	0.50	0.1	0.02	0.004